

## TRANSFER SERVICES / GAS-IN-STORE TRANSFER AT UGS JEMGUM and UGS HAIDACH

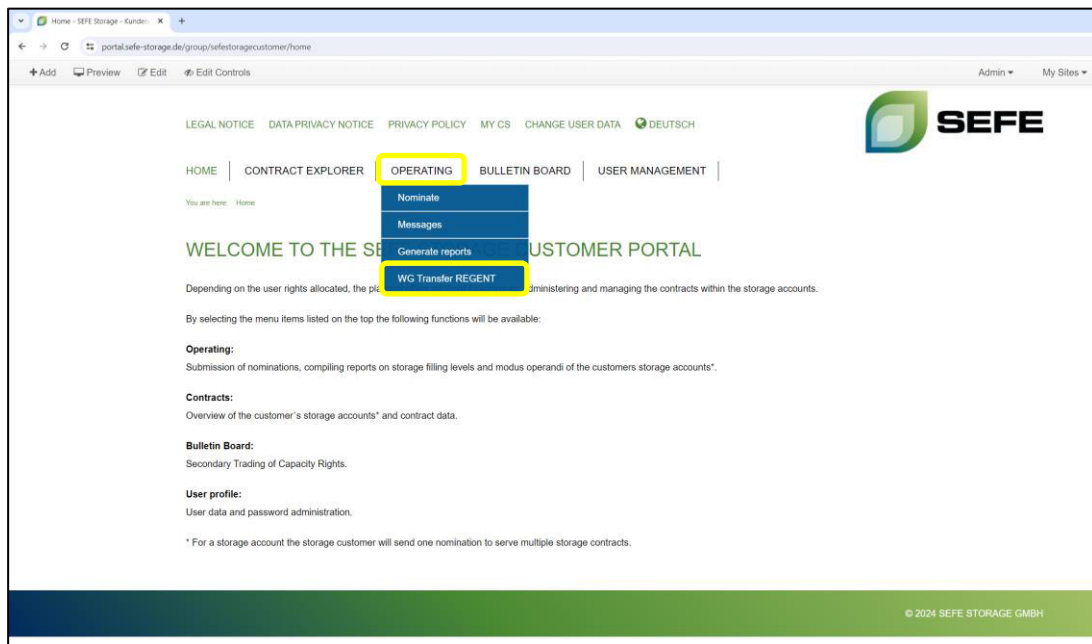
As part of the onboarding process, all storage customers of SEFE Storage GmbH are granted the option of registering on a customer contact list. This customer contact list is only available to the storage customers at the respective locations in Rehden/Haidach/Jemgum and is primarily used to initiate gas transfers at the respective storage location.

If both storage customers request a gas transfer in a bilateral exchange, these parties must initiate the operational implementation in the [Customer Portal](#) of SEFE Storage GmbH.

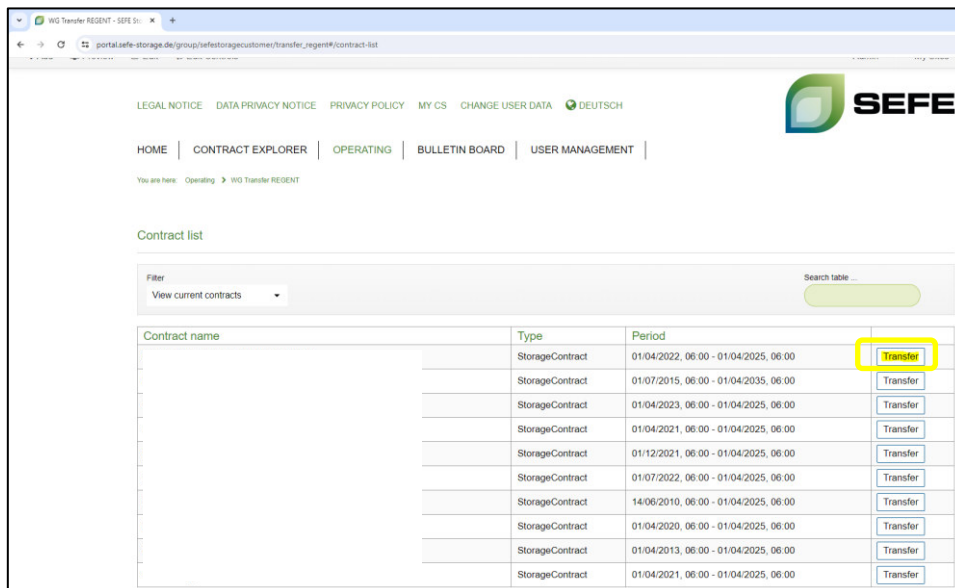
The provisions of Article 21 - Transfer of Gas in the Gas Storage Facility of the Storage Access Conditions shall be complied with.

### Your way to the GAS-IN-STORE TRANSFER at UGS Jemgum/Haidach:

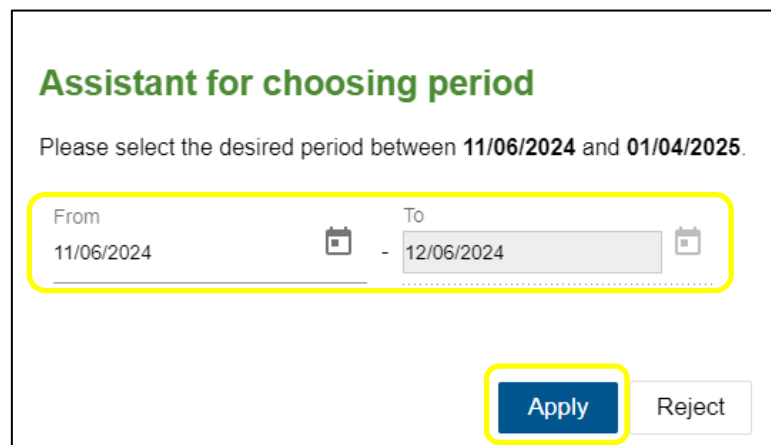
1. Select the **“WG Transfer REGENT”** option in the **“Operating”** menu within the Customer Portal:



- Click on the **“Transfer”** button of the storage account from which gas shall be transferred:

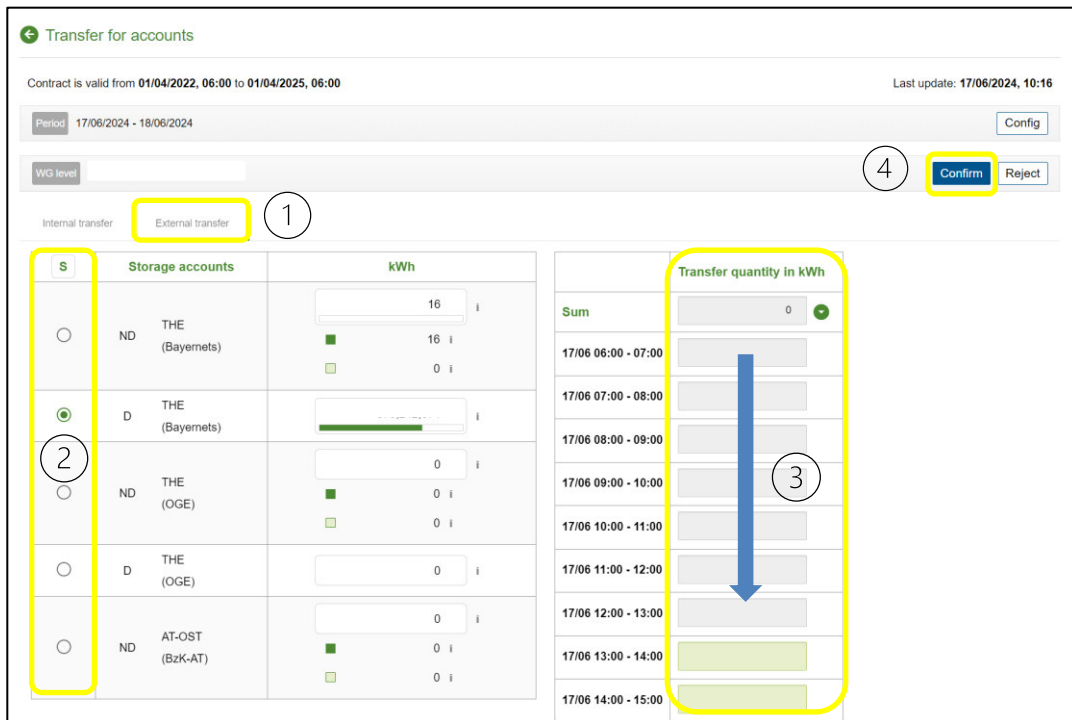


- In the following input window, select the **desired period** in which the gas shall be transferred:



Note: Gas transfers can also be carried out within the current day. The lead time for nominating such a transfer is a full 2 hours.

- On the next page, click on the “**External transfer**” tab and select the sub-storage account from which gas quantities shall be transferred. The account balances of the individual sub-accounts are displayed numerically and graphically. The gas quantity to be transferred must be entered in the table on the right side in the cell representing the hour of the selected gas day on which the transfer shall take place. Alternatively, a quantity can also be evenly distributed over the displayed hours by entering the quantity in the total cell. Press the “**Confirm**” button after entry:



- Enter the **shipper code of the other party**, which you will find on the customer contact list provided by SEFE Storage, in the confirmation pop-up and confirm by clicking on “**Transfer externally**”.

### Confirmation of transfer

Please enter the foreign shipper code and confirm your external transfer!

Your shipper code

---

Foreign shipper code

Transfer externally

Correct

**IMPORTANT NOTE:**

If the transfer is an **outgoing transfer**, the quantity must be preceded by a **minus sign**.

The same process with a **reversed sign** for the transfer quantity and the own transfer code as destination code must be carried out by the other party.

**!!! This process must be completed by both contracting parties !!!**

The matching of the gas quantities to be transferred and the operational completion of the process is only guaranteed after input by both contracting parties.

6. Your GAS-IN-STORE transfer at UGS Jemgum/Haidach is completed.

If you require a confirmation that the nominations have been successfully matched, please contact [sales@sefe-storage.de](mailto:sales@sefe-storage.de).